

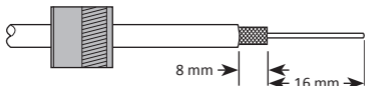
## PL-259 (RG-58)

PL-259 male connector for RG-58 Twist-On

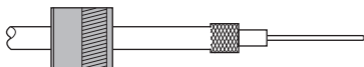
cod. PF AC NCONN001

---

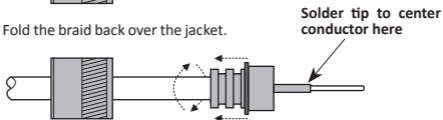
### Installation Instructions



Prepare the cable according to the dimensions shown above. Be careful not to damage the center conductor.



Fold the braid back over the jacket.



Insert the prepared cable end into the connector. Hold the connector and twist it clockwise unto the braid, then solder the tip to the center conductor. Trim off any excess center conductor.

---



✓ RoHS Compliant



Made in China

[www.scoutantenne.com](http://www.scoutantenne.com)